



# HC35

## SPECIFICATIONS

**HC series** is especially used for engine starting, which requires superior cranking performance at lower temperatures, for high current discharge.

### BATTERY DESIGN

- Absorbent glass mat (AGM) technology 12V battery VRLA
- Can be mounted in any orientation except inverted.
- US DOT and IATA certified Non-spillable
- Can be fitted with TP brass automotive adaptor and protective steel case on request.
- BCI GROUP: U1
- Shipped fully charged - just install and go!
- Suited for repeated discharges such as running your vehicle with winches or other electrical accessories.

### PERFORMANCE FEATURES

- ✧ PHCA: 975A at 80°F (27°C) for 5 seconds
- ✧ CCA: 438A at 0°F (-18°C)
- ✧ CA/MCA: 525A at 32°F (0°C)
- ✧ HCA: 605A at 80°F (27°C)
- ✧ Reserve capacity: 50minutes
- ✧ Short circuit current: 2000A
- ✧ Terminal hardware torque: 62 lbf-in max
- ✧ Operation temperature range: -5°F (-15°C) to 122°F (50°C)

### Nominal Dimensions

Length		Width		Height		Total Height		Weight	
mm	in	mm	in	mm	in	mm	in	kg	pound
196	7.72	131	5.16	167	6.57	167	6.57	12.10	26.65

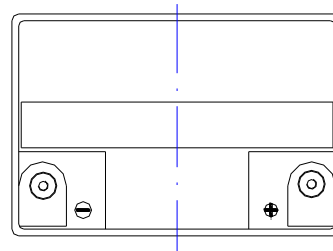
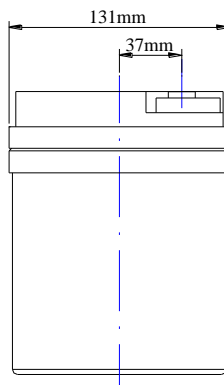
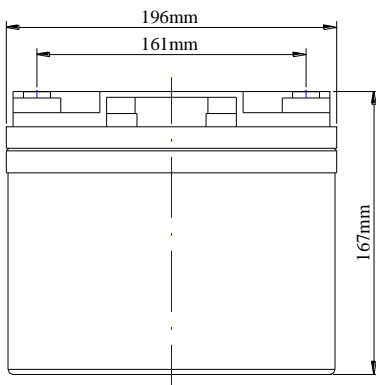
### HIGH RATE DISCHARGE AT 77°F (25°C) TO 7.2V

5 sec.	10 sec.	15 sec.	20 sec.
975A	910A	825A	800A

### EXTENDED DISCHARGE AT 77°F (25°C) TO 10.02V

5min	15min	1hr	3hr	5hr	10hr	20hr
145A	68.7A	22.2A	8.7A	5.9A	3.3A	1.8A

### PHYSICAL CHARACTERISTICS



Terminal: M6

